



High Pressure - Seal Welded Ball Valve - 1 Piece Body



FloTron-II Series

Models:

S6000 - SS

S6000 - CS

T6000 - 2PC Body Design Optional

Threaded End Connections

Pressure Rating:

6000 WOG

Size Range:

1/4" - 2"

Full Bore 1/4" - 1 1/2"

2" Standard Bore



size 2"



size 3/4"



Flotron II

STANDARD PRODUCT NUMBER

S6000-SS-DGG-L

S6000-CS-DGG-L

Design Features:

- Seal Welded Body
- Blow-out Proof Stem Design
- NACE MR0175
- Heavy Duty, Rugged Construction
- Live-Loaded Stem Packing
- Lockable Handles
- API 607-7th edition Fire Safe
- Anti-Static Ground Device
- Casting Traceability
- Actuator Mounting Pad

Seal Welded Design

Eliminates the possibility of body tail piece unthreading. Eliminates any possible leakage at body joints - safe, sure pressure containment.

Automatic welding equipment is used for welding body joints. The welding width is always uniform and the weld penetration is consistent. During the seal welding process, our equipment maintains a consistent water flow inside the valve, assuring a safe temperature, which prevents damage to all valve seats and seals.

Standard valve seating is Delrin. If you require a special seating material, please consult the factory.

Ideal for Hydraulic, Petrochemical and many other industries that require high pressure valves.

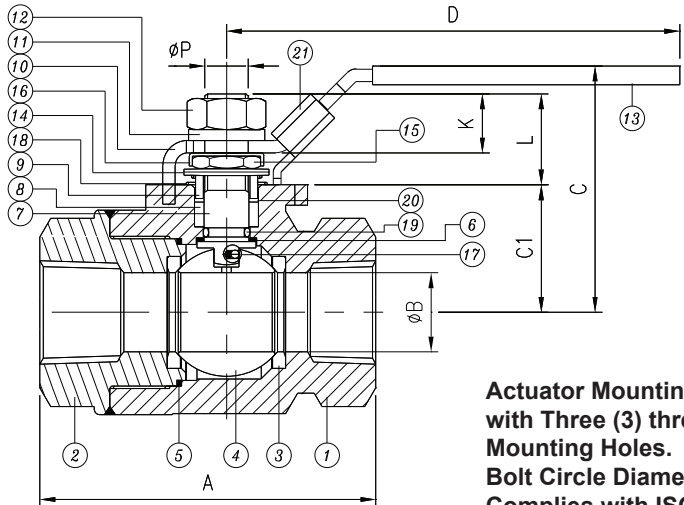
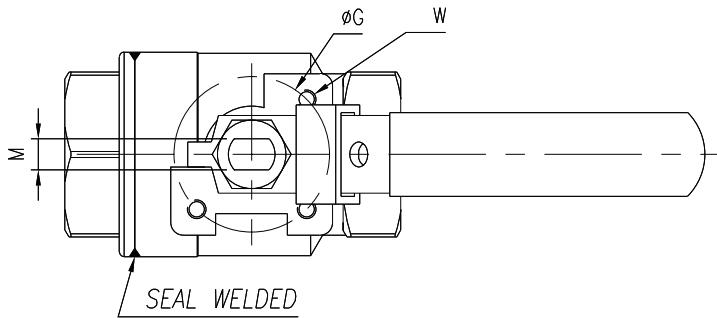
DESIGN AND TECHNICAL DATA

Model:

Carbon Steel: S6000-CS
Stainless Steel: S6000-SS


BILL OF MATERIALS:

Item	Part Name	S6000-SS	S6000-CS	Qty
1	Body	A351 CF8M	A216 WCB	1
2	End Cap	A351 CF8M	A216 WCB	1
3	Seats #	Delrin	Delrin	2
4	Ball	SS316	SS304	1
5	Gasket #	Graphite	Graphite	1
6	Thrust Washer #	PTFE	PTFE	1
7	Stem	17-4PH / SS316	17-4PH / SS304	1
8	Stem Packing #	Graphite	Graphite	1
9	Gland	SS304	SS304	1
10	Handle	SS304	Zinc Plated CS	1
11	Handle Washer	SS304	SS304	1
12	Handle Nut	SS304	SS304	1
13	Handle Cover	PVC	PVC	1
14	Belleville Washers	SS301	SS301	2
15	Packing Nut	SS304	SS304	1
16	Nut Lock	SS304	SS304	1
17	Anti-Static Device	SS316	SS304	1
18	Anti-Static Spring	SS301	SS301	1
19	O-Ring #	Viton	Viton	1
20	Packing Protector #	Carbon filled PTFE	Carbon filled PTFE	1
21	Locking Device	SS304	Zinc Plated CS	1



Actuator Mounting Pad with Three (3) threaded Mounting Holes. The Bolt Circle Diameter Complies with ISO 5211

FIRE-SAFE DESIGN FEATURE:



Flo-Tite's Model S6000 valves are supplied as standard with graphite stem packing and body seal. Valves are certified fire safe. In the event of a fire, after heat destroys the primary resilient seat, the ball makes contact with the secondary metal seat, forming a secure seal. The graphite body seal prevents external leakage. The graphite live-loaded stem packing prevents stem leakage. All valves have anti-static devices as standard, grounding ball and stem to body.

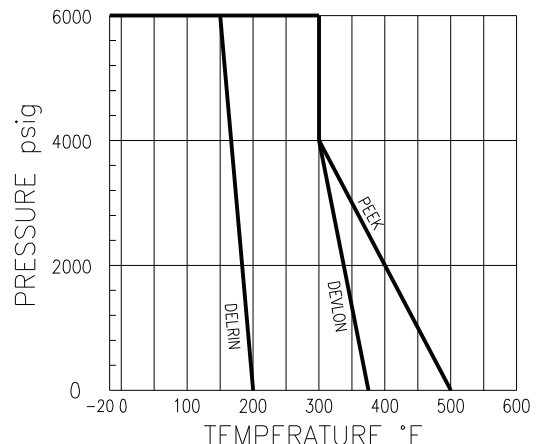
Conform to:

- ANSI B1.20.1 Threaded End NPT
- ANSI Class 2500 (6000 WOG)
- Fire Safe Testing API 607-7th
- All Valves Are Marked with CE

PROOF TESTING:

Test Pressure: Shell 9,000 Psi
Seat 6,600 Psi

Pressure Temperature Rating



DIMENSIONS AND WEIGHTS:

SIZE	A	B	C	C1	D	G	K	L	M	P	W	Cv	Torque In-Lb	Weight Lbs
1/4"	2.80	0.37	2.42	0.96	4.17	1.42 (F03)	0.27	0.54	0.20	0.31	M5	7	195	1.19
3/8"	2.80	0.37	2.42	0.96	4.17	1.42 (F03)	0.27	0.54	0.20	0.31	M5	8	195	1.15
1/2"	3.19	0.49	2.42	0.96	4.17	1.42 (F03)	0.27	0.54	0.20	0.31	M5	10	233	1.50
3/4"	3.78	0.79	2.60	1.24	5.06	1.65 (F04)	0.45	0.83	0.28	0.39	M5	35	404	2.76
1"	4.25	0.98	3.15	1.61	6.44	1.97 (F05)	0.67	1.14	0.39	0.55	M6	68	825	4.87
1-1/4"	4.72	1.26	3.35	1.80	6.44	1.97 (F05)	0.71	1.20	0.39	0.55	M6	110	860	7.41
1-1/2"	5.12	1.50	4.38	2.39	8.58	2.76 (F07)	1.06	1.56	0.47	0.75	M8	155	997	12.1
*2"	5.91	1.50	4.38	2.39	8.58	2.76 (F07)	1.06	1.56	0.47	0.75	M8	155	1490	14.7

* 2" Standard Bore



Flo-Tite, Inc.
4815 West 5th St.
Lumberton, NC 28358

P. O. Box 1293
Lumberton, NC 28359
Website: www.flotite.com

Tel: (910) 738-8904
Fax: (910) 738-9112
E-mail: sales@flotite.com